

# Raising Responsibility Posters

Quick directions to creating your own set of Raising Responsibility Posters.

Using a color printer, print out all pages.

Cut out the capital letters and words. In order for the toppers to be big enough, you must overlap some words and glue together. Choose your construction paper (size 12"x18") and attach the words and titles as shown below.

Levels are from Marvin Marshall's Raising Responsibility System. Learn more here: [www.marvinmarshall.com](http://www.marvinmarshall.com)








Color by

Color by

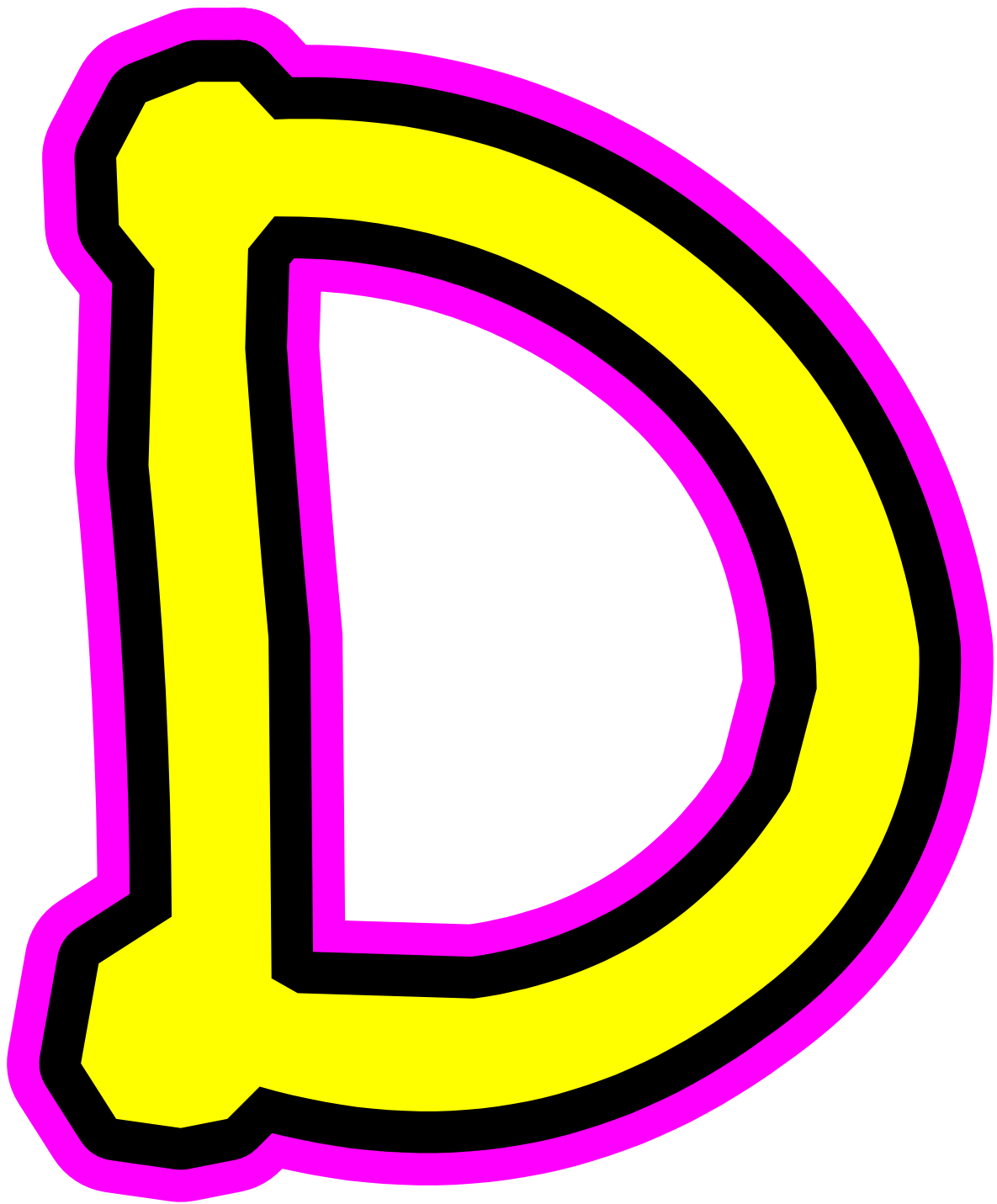
Use this to underline the *ing* part of the word Bullying





ooopoo

oooi



emotional

for

Self-discipline

Do the Right Thing

Be Kind to Others

Obeys

Listens

Gets along

Breaks Rules

Bosses Others

Bothers Others

Out of Control

Noisy

Unsafe Wild